



Vaccinating Growing Pigs for PRRS Has Its Ups and Downs.



Average
Daily Gain
Goes Up

Vaccinating Growing Pigs for PRRS Has Its Ups and Downs.



**Mortality
Goes Down**



University studies and large commercial field trials prove that vaccinating growing pigs at risk for PRRS significantly impacts average daily gain (ADG) and mortality.

Every pig represents a significant investment. Protecting each pig from disease protects it from negative performance, improving the likelihood of a positive ROI.

Impact of PRRS Virus on Pigs in Grow/Finish


Average Daily Gain	12% Decrease
Feed Efficiency	7.5% Decrease
Percent Mortality	166% Increase

Source: National Pork Board and Iowa State University

Ingelvac® PRRS ATP and Ingelvac® PRRS MLV aid in the reduction of PRRS-induced disease when administered to healthy, yet susceptible swine four weeks prior to field virus exposure.

Boehringer Ingelheim would like to offer the profiling diagnostic services you need to determine if PRRS vaccination is right for you. Please call us at 800-325-9167 to see if Ingelvac PRRS can help protect your growing pigs and take advantage of our diagnostics offer.* Use diagnostic profiling to accurately assess exposure patterns of virus and optimal vaccine placement.

*Diagnostic offer available for a limited time.



Ingelvac® PRRS MLV
Ingelvac® PRRS ATP



Return on Investment

Every pig represents an investment already made. By protecting this investment from negative performance caused by disease, continued economic return may be realized. The following chart shows the net return on investment of vaccinating growing pigs, by calculating the economic benefits of increasing ADG and decreasing mortality.

		Average Daily Gain (ADG) Difference (in lbs.)						
		0.00	0.05	0.10	0.15	0.20	0.25	0.30
Mortality Reduction	0%	(\$1.00)	\$0.61	\$2.23	\$3.84	\$5.46	\$7.07	\$8.69
	1%	(\$0.35)	\$1.28	\$2.91	\$4.54	\$6.18	\$7.81	\$9.44
	2%	\$0.30	\$1.95	\$3.60	\$5.25	\$6.89	\$8.54	\$10.19
	3%	\$0.94	\$2.61	\$4.28	\$5.95	\$7.61	\$9.28	\$10.95
	4%	\$1.59	\$3.28	\$4.96	\$6.65	\$8.33	\$10.02	\$11.70
	5%	\$2.24	\$3.94	\$5.64	\$7.35	\$9.05	\$10.75	\$12.45
	6%	\$2.89	\$4.61	\$6.33	\$8.05	\$9.77	\$11.49	\$13.21

■ = Calculated Net ROI when using Ingelvac PRRS vaccines

Average weight in	45 lbs per pig	Base ADG	1.50 lb gain per head per day
Average Days-On-Feed	130 days	Base FCR	3.00 lb feed per lb of gain
Market Price	\$45 per 100 lb live	Base Mortality	8.0% percent of pigs
Feed Cost	\$120 per ton of feed	Vaccine & Admin Cost	\$1.00 per pig

The chart below illustrates the results of a 2005 field trial conducted with a large commercial production system designed to evaluate the impact of Ingelvac® PRRS ATP, a modified-live virus PRRS vaccine, for control against heterologous PRRSV in commercial finishing pigs as measured by performance. Benefits realized from vaccinating growing pigs for PRRS in this trial included:

- Increase in ADG
- Improvement in feed conversion
- Reduction in mortality and culls

Performance parameter	Unit	Difference	Net change	Benefit per pig
Average Daily Gain	lbs/day	+ 0.05	6 lbs/pig ¹	\$ 1.54
Feed Conversion	feed/gain	- 0.08	18 lbs feed ²	\$ 0.77
Total Removals (mortality and culls)	percentage	- 1.25	800 more pigs marketed ³	\$ 0.72

Study comprised of over 128,000 pigs

1. adjusted to 120 day feeding period

2. adjusted for 225 lbs weight gain

3. standardized to 64,000 head per treatment group

University studies and large commercial field trials prove that vaccinating growing pigs at risk for PRRS significantly impacts average daily gain (ADG) and mortality.

Every pig represents a significant investment. Protecting each pig from disease protects it from negative performance, improving the likelihood of a positive ROI.

Impact of PRRS Virus on Pigs in Grow/Finish


Average Daily Gain	12% Decrease
Feed Efficiency	7.5% Decrease
Percent Mortality	166% Increase

Source: National Pork Board and Iowa State University

Ingelvac® PRRS ATP and Ingelvac® PRRS MLV aid in the reduction of PRRS-induced disease when administered to healthy, yet susceptible swine four weeks prior to field virus exposure.

Boehringer Ingelheim would like to offer the profiling diagnostic services you need to determine if PRRS vaccination is right for you. Please call us at 800-325-9167 to see if Ingelvac PRRS can help protect your growing pigs and take advantage of our diagnostics offer.* Use diagnostic profiling to accurately assess exposure patterns of virus and optimal vaccine placement.

*Diagnostic offer available for a limited time.



Ingelvac® PRRS MLV
Ingelvac® PRRS ATP



Criteria for Growing Pigs Vaccination

The chart below characterizes five potential scenarios for swine herds and PRRS status within each stage of production. By profiling phases of production and exposure to the PRRS virus, a strategic decision about vaccination can be made. Could your pigs benefit from Ingelvac® PRRS vaccines?

PRRS Profile and Vaccination Criteria

	Breeding Herd	Nursery	Grow-Finish	Vaccinate Growing Pigs for PRRS?	Initiate a Sow Stabilization Program?
1	— (Not Infected)	— (Not Infected)	— (Not Infected)	No	No
2	— (Not Infected)	— (Not Infected)	+	Yes	No
3	+	— (Not Infected)	— (Not Infected)	No	No (Maintain Stability)
4	+	— (Not Infected)	+	Yes	No (Maintain Stability)
5	+	+	+	No	Yes

Can You Benefit from Vaccinating Growing Pigs for PRRS?

Boehringer Ingelheim would like to offer the diagnostic services you need to determine if Ingelvac PRRS vaccination is right for you.

Utilizing our Health Management Center we will provide you with the diagnostic services necessary to determine your Ingelvac PRRS Profile and Vaccination Criteria.

Please call us at 800-325-9167 to see if Ingelvac PRRS can help protect your growing pigs and take advantage of our diagnostic offer.* Use diagnostic profiling to accurately assess exposure patterns of virus and optimal vaccine placement.

*Diagnostic offer available for a limited time.

Vaccine Efficacy

University and large commercial trials have proven that vaccination can not only be economically beneficial, but have a significant impact on average daily gain and mortality.

Wean to Finish PRRS Vaccination Results (13,000 head)

	ADG, lbs.	Mortality, %
Before Ingelvac PRRS MLV	1.3 lbs/day	15.63%
After Ingelvac PRRS MLV	1.48 lbs/day	4.49%
Difference	.18 lbs/day increase	71% reduction

Source: Fass; Vaccination in Pigs for PRRS Control. 2003. PRRS Press. Volume 1.

Large Nursery PRRS Vaccination Results

	ADG, lbs.	Mortality, %
Before Ingelvac PRRS MLV	.6 lbs/day	5%
After Ingelvac PRRS MLV	.8 lbs/day	3%
Difference	.2 lbs/day increase	40% reduction

Source: Polson, D., et. al., 2000. Evaluating the Beneficial Performance and Financial Effects of Pig Vaccination with Ingelvac® PRRS MLV in a PRRS-Positive Multi-Site Production System. Proceedings of the 16th IPVS. Pg. 152.

Controlled 14-day Iowa State University Challenge Study (Three PRRS Strains)

	ADG, lbs.	Lung Lesions, %
Non-Vaccinates	.87 lbs/day	36.4%
Vaccinates	1.42 lbs/day	5.4%
Difference	.55 lbs/day increase	85% reduction

Source: Opriessnig T, Palleres FJ, et. al., 2005. Genomic homology of ORF 5 gene sequence between modified live vaccines and porcine reproductive and respiratory syndrome virus challenge isolates is not predictive of vaccine efficacy. JSHAP, Vol. 13, No. 5.



**Boehringer
Ingelheim**

Boehringer Ingelheim Vetmedica, Inc.
2621 North Belt Highway
St. Joseph, Missouri 64506-2002